



## TAGARNO FHD TREND

TAGARNO is introducing a new agile era within digital microscopy.

Presenting an avant-garde new line of intelligent FULL HD digital microscopes, TAGARNO FHD TREND provides you with the ability to effortlessly adapt into the individual all-in-one tool you need in the blink of an eye.

This is the smart investment in your quality, implementing one easily updated and customized digital microscope for manual visual inspection. This enables you to continuously optimize your quality control processes - now and in the future.

**TAGARNO**  
seeing solutions

[www.tagarno.com](http://www.tagarno.com)

## TAGARNO FHD TREND



---

When quality is your most important task  
- you need a new agile digital microscope from TAGARNO

This is a brand new way of thinking digital microscopy. A way that allows you to continuously update your digital microscopes with new possibilities as they come along. This enables you to customize the system to always serve as your favorite magnification tool for quality control and analysis by having the ability to add new features and uses to the TAGARNO FHD digital microscope you have invested in. Being able to add a variety of accessories such as lighting, lenses and tables, enables you to further customize the digital microscope to fit your exact needs.

Optical zoom, ultra-high frame rates and 1080p image quality provides you with crystal clear magnified images to use as indisputable documentation material and rapidly share with colleagues and collaborators. Capture and share images directly to the microscope or computer. Quick and easy perform onscreen measurements on live images to create valuable and credible documentation.






## IMPROVE YOUR QUALITY CONTROL BY CONTINUOUSLY ADDING NEW TECHNOLOGY TO YOUR MICROSCOPE

---

With the new agile system from TAGARNO, you quickly and easily gain access to the latest technology without having to invest in new microscopes all the time - you only have to invest in your preferred selection of add on features to update your current TAGARNO FHD microscope and you are all set! That way, you always have a digital microscope with the most current and relevant features available and you are thereby always able to alter the system to assist you in your quality work.

## OBTAIN EXCELLENT IMAGE DOCUMENTATION IN MAGNIFICENT QUALITY

With 1080p image quality, 60 frames per second and 30x optical zoom, a digital microscope from TAGARNO provides you with an extremely sharp image to view and document the quality of your magnified objects. The camera provides you with an undistorted image without interference or delay - precisely as the magnified object in real life. Built-in autofocus and the ultrasensitive light sensor guarantee ultra-sharp images with enhanced depth of field in any magnification level.



## EASY DOCUMENTATION AND VALIDATION WITH A STANDALONE DIGITAL MICROSCOPE FROM TAGARNO

---

### CREATE HIGH QUALITY IMAGE DOCUMENTATION OF ITEMS WITH VARYING HEIGHT

Create high quality documentation images easily with the Focus Stacking feature. Create one ultra-sharp image from top to bottom of an object by automatically stacking images at different focus heights on top of each other. No blurred or out of focus areas of the image.

### SAVE IMAGES DIRECTLY TO A MEMORY STICK FOR EASY DOCUMENTATION WORK

With the integrated USB 2.0 slot you can store your images directly on any USB Memory Stick and transfer the images to your computer later, making your documentation work quick and easily sharable around the company supply chain.

### EFFORTLESSLY SAVE AND SHARE VERIFICATION IMAGE AND VIDEO DIRECTLY FROM YOUR COMPUTER

Integrated USB 3.0 enables you to show and capture uncompressed video on a computer for further editing or distribution to colleagues and business partners with 3rd party software.

### CREATE VALIDATION IMAGES WITH AN IMPROVED DEPTH OF FIELD FROM OPTICAL ZOOM

With FULL HD 30x optical zoom the depth of field is significantly improved and the user has an improved overview at minimum zoom.

### MONITOR WITHOUT USING A COMPUTER WITH A TAGARNO STANDALONE DIGITAL MICROSCOPE

Turn the vertical, horizontal or vertical/horizontal OSD ruler on/off to get a ruler displayed in metrics or imperial units on top of your live image on screen, according to preferred measuring units. It is also possible to save an image with graphics from the ruler function. Set the ruler color to your preferred color choice, to separate it from your displayed object.

# TECHNICAL SPECIFICATIONS

## FEATURES

|                            |                                      |                                |
|----------------------------|--------------------------------------|--------------------------------|
| Auto & Manual Focus        | Picture flip                         | Image format                   |
| Iris, Gain & Exposure Time | Start and lock magnification         | Auto capture mode and interval |
| Snapshot                   | Closeup Lenses                       | System units                   |
| Presets                    | Date and time                        | Focus stacking                 |
| White balance calibration  | Ruler on/off and choose ruler color  |                                |
| Turn light on/off          | Monitor width or Monitor Auto Detect |                                |

## LENS

|                      |            |
|----------------------|------------|
| <b>Dimensions</b>    | 58 mm/2.3" |
| <b>Included lens</b> | +4         |

## LENS

|            | Lens to object distance | Magnification on 22" monitor |
|------------|-------------------------|------------------------------|
| <b>+3</b>  | 333 mm/13.1"            | 1.2x - 35.4x                 |
| <b>+4</b>  | 250 mm/9.8"             | 1.6x - 47.3x                 |
| <b>+5</b>  | 200 mm/7.9"             | 1.9x - 59.3x                 |
| <b>+10</b> | 100mm/3.9"              | 3.8x - 115.5x                |
| <b>+25</b> | 34mm/1.34"              | 9.6x - 297.1x                |

## RECOMMENDED MONITOR FORMAT

|                      |                   |
|----------------------|-------------------|
| <b>Panel format</b>  | 16:9 (Widescreen) |
| <b>How to link</b>   | DVI or HDMI input |
| <b>Response time</b> | 2 ms              |
| <b>Signal format</b> | FHD 1920x1080     |

## ACCESSORIES

|                            |                                      |              |
|----------------------------|--------------------------------------|--------------|
| Lens, +3, +4, +5, +10, +25 | FHD monitor 22" and 24               | Flexarm      |
| XPLUS FHD Control box      | Mounting arm for monitor             | Cleaning kit |
| XKEY Control box           | Table and wall mount for monitor arm | Dust cover   |
| Foot switch                | Circular tilting table               |              |
| Ring light kit             | Height Adjustment Table              |              |
| Ultra Violet ring light    | XY-Table                             |              |
| Infrared ring light        | Backlight kit                        |              |



## GENERIC ADVANTAGES OF A TAGARNO MICROSCOPE

---

### USE A DIGITAL MICROSCOPE FOR YOUR QUALITY CONTROL PROCESSES

TAGARNO digital inspection microscopes are user-friendly all-in-one solutions, which makes it easy to use the TAGARNO microscopes with little or no training at all, making ease of use one of your most important benefits - just plug and play.

Ease of use, documentation possibilities and promoting collaboration, ergonomic working postures and measurement software capabilities are some of the defining benefits of the digital microscope systems from TAGARNO which is being used for wide selection of processes in a variety of industries globally.

## ERGONOMICS

---

A correct approach to ergonomics and a good working environment provide more energy, better results, higher efficiency and less sickness absence. As a TAGARNO use a digital signal combined with a monitor, and therefore does not depend on an ocular for focusing, your eyes, neck and back are relieved of unnecessary strain, paving way for more adequate and efficient and working processes for optimization of your results.

## USER-FRIENDLINESS

---

TAGARNO digital microscopes saves you time since they are user-friendly all-in-one solutions, which make it easy to use the TAGARNO microscopes with little or no training at all, making ease of use one of your most important benefits - just "plug and play". At the same time, all microscopes from TAGARNO are designed, developed and manufactured in Denmark. The digital microscopes are made only from high quality materials and surface treatments for a long lasting product which requires no maintenance.

## MULTIVIEWER

---

The option of dialogue and cooperation brings new and more dynamic ways of working and easier quality control management.. A digital microscope provides you with unique opportunities to deeply improve collaboration and enriched communications between coworkers, customers and business partners. By creating excellent conditions for internal or external training and sparring, TAGARNO digital microscopes gives you an incomparable chance to easily detect and describe problems to multiple viewers simultaneously in person. This advantage is beneficial for the training of new operators, sparring between operators and supervision sessions.

## DOCUMENTATION

---

Via a single snapshot you are able to create easily shareable high-quality documentation as high definition images, produced by high-resolution cameras and displayed on high-definition monitors and computers. With stand alone or computer conneted digital microscopes, TAGARNO paves the way for considerably improved communication between coworkers, within departments, companies and supply chains, by enabling you to document, share and explain your work and results to multiple viewers at the same time.

# TECHNICAL SPECIFICATIONS

## TAGARNO FHD TREND | BASE

|                            |  |
|----------------------------|--|
| <b>Dimensions</b>          | H: 460mm/18.1", D: 530mm/20.8", W: 275mm/10.8"   |
| <b>Weight</b>              | 6.8 kg/15 lbs  |
| <b>Camera resolution</b>   | FHD 1080p, 1920x1080@60Hz  |
| <b>Camera zoom</b>         | 30x optical  |
| <b>Autofocus</b>           | Yes  |
| <b>Power consumption</b>   | 16.8W  |
| <b>Standby consumption</b> | 0.7W   |
| <b>Storage</b>             | -5 - +60°C / +23 - +140°F, 20 - 90% RH   |
| <b>Operation</b>           | +5 - +40°C / +41 - +104°F, 20 - 80% RH   |
| <b>Work height</b>         | Min: 100mm/3.9", Max: 310mm/12.2"  |
| <b>Work depth</b>          | 385mm/15.2"  |
| <b>Auto Monitor Detect</b> | Yes  |
| <b>Plug connection</b>     | HDMI output, HDMI input, USB 3.0 output, USB 2.0 input, Ethernet and Sub-D for Control box |

## TAGARNO FHD TREND | XY TABLE

|                            |  |
|----------------------------|--|
| <b>Dimensions</b>          | H: 502mm/19.8", D: 530mm/20.9", W: 520mm/20.5"   |
| <b>Weight</b>              | 12.7 kg/ 28 lbs  |
| <b>Camera resolution</b>   | FHD 1080p, 1920x1080@60Hz  |
| <b>Camera zoom</b>         | 30x optical  |
| <b>Autofocus</b>           | Yes  |
| <b>Power consumption</b>   | 16.8W  |
| <b>Standby consumption</b> | 0.7W   |
| <b>Storage</b>             | -5 - +60°C / +23 - +140°F, 20 - 90% RH   |
| <b>Operation</b>           | +5 - +40°C / +41 - +104°F, 20 - 80% RH   |
| <b>Work height</b>         | Min: 50mm/1.9", Max: 320mm/12.6"   |
| <b>Work depth</b>          | 385mm/15.2"  |
| <b>Monitor Auto Detect</b> | Yes  |
| <b>Plug connection</b>     | HDMI output, HDMI input, USB 3.0 output, USB 2.0 input, Ethernet and Sub-D for Control box |

## TAGARNO DIGITAL MICROSCOPES

mail@tagarno.com | +45 76251111 | tagarno.com  
TAGARNO | Sandøvej 4 | 8700 Horsens | Denmark

