

SDB 1104-40



Storage Cabinet



The SDB series is equipped with a patented drying unit U-4001. A second drying unit is optional available. Engineered for medium to long-term constant low humidity storage of $\leq 3\%$ RH.

The circulation of air in the cabinet is regulated through an inside fan.

All surfaces are ESD coated in conformity with current ESD 61340-5-1 standard.

The SDB 1104-40 is ideal for the moisture-proof and anti-oxidation storage of wide-ranging technologies and conforms with IPC/JEDEC J- STD 033C & IPC-1601.



0 series display

Battery operated humidity measurement device
(standard in cabinet)



SDB 1104-40

Standard Features

✓ Hygrometer	Hygrometer with alarm function, accuracy +/- 3%
✓ ESD safe design	Norm (IEC 61340-5-1) ESD metal painted body (<10 ⁶ Ohm/sq) Dissipative glazing (in- and outside 10 ⁸ Ohm/sq)
✓ Lockable doors	4 doors locked with key
✓ Shelves	In height adjustable ESD painted steel shelves (5 pcs)
✓ Drying unit	U-4001 drying unit (optional second available)
✓ Transport	Castors, 360° rotating wheels with brakes
✓ Power supply	Power cord 5 meter with IEC plug

Benefits

✓ Recovery time after door opening	<40 minutes to below 1% with 1 dry unit (by 1 door opening)
✓ Highly energy efficient	Average power consumption 24 W/h
✓ IPC	According to IPC-JEDEC J-STD 033C & IPC-1601
✓ Maintenance	The drying unit is maintenance free, easy to service

SDB 1104-40

Technical data cabinet

✓ External dimensions:	(W x H x D) 1200 x 1675(1840) x 658 mm
✓ Internal dimensions:	(W x H x D) 1190 x 1533 x 630 mm
✓ Weight:	155 kg
✓ Weight on shelf:	50 kg
✓ Max. loading capacity:	300 kg
✓ Body:	Steel, conductive coated 10 ⁷ Ω/sq
✓ Shelves (WxD):	5 pcs, 1157 x 490 mm adjustable (ESD coated)
✓ Volume:	1139 L
✓ Electric supply:	230 VAC (120 VAC optional)
✓ Power consumption:	Average 24 W/h (excl. heating)
✓ Protection class:	Class 1, hard grounded
✓ Humidity level cabinet:	≤3% RH depending on amount of door openings

Technical data dry-unit U-4000 series

✓ Control: Standalone drying unit (no control function)
✓ Dehumidifying Temperature: 10 – 40° C
✓ Electric supply: 230VAC 50Hz (120VAC 60Hz optional)
✓ Dimensions (L x B x H): 260 x 380 x 100 mm
✓ Weight: 8,1 kg
✓ Power consumption: 24 W/h

Technical data heater SH 230-4

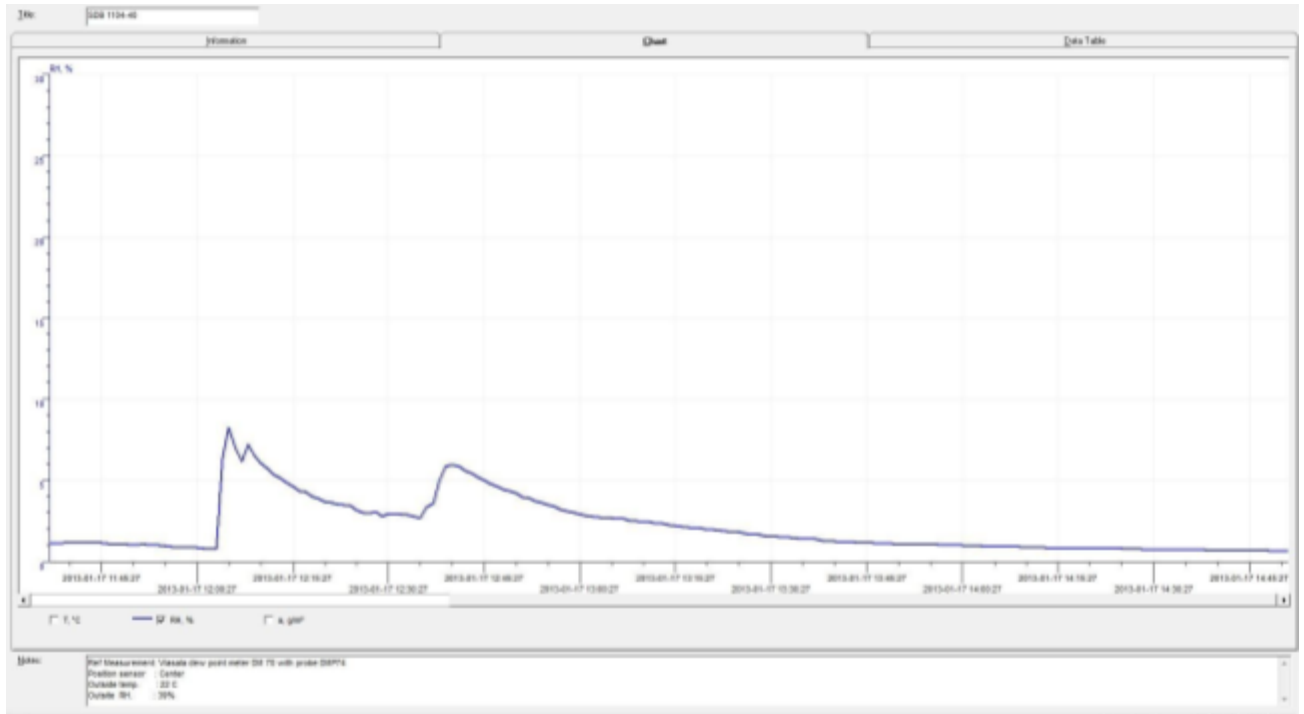
✓ Voltage:	230 VAC / 50 Hz (120 VAC / 60 Hz optional)
✓ Power:	780 W
✓ Temperature sensor:	PTC 100
✓ Thermal protection:	90 °C
✓ Temperature range:	30 - 40 °C
✓ Air flow:	86 m ³ /h
✓ Display tolerance:	1 digit at 25 °C

Technical data N² Flow

✓ N ² connection:	8mm hose connection
✓ N ² pressure:	1 - 6 bar
✓ N ² standby amount:	0 - 25 L/min

SDB 1104-40

Performance test



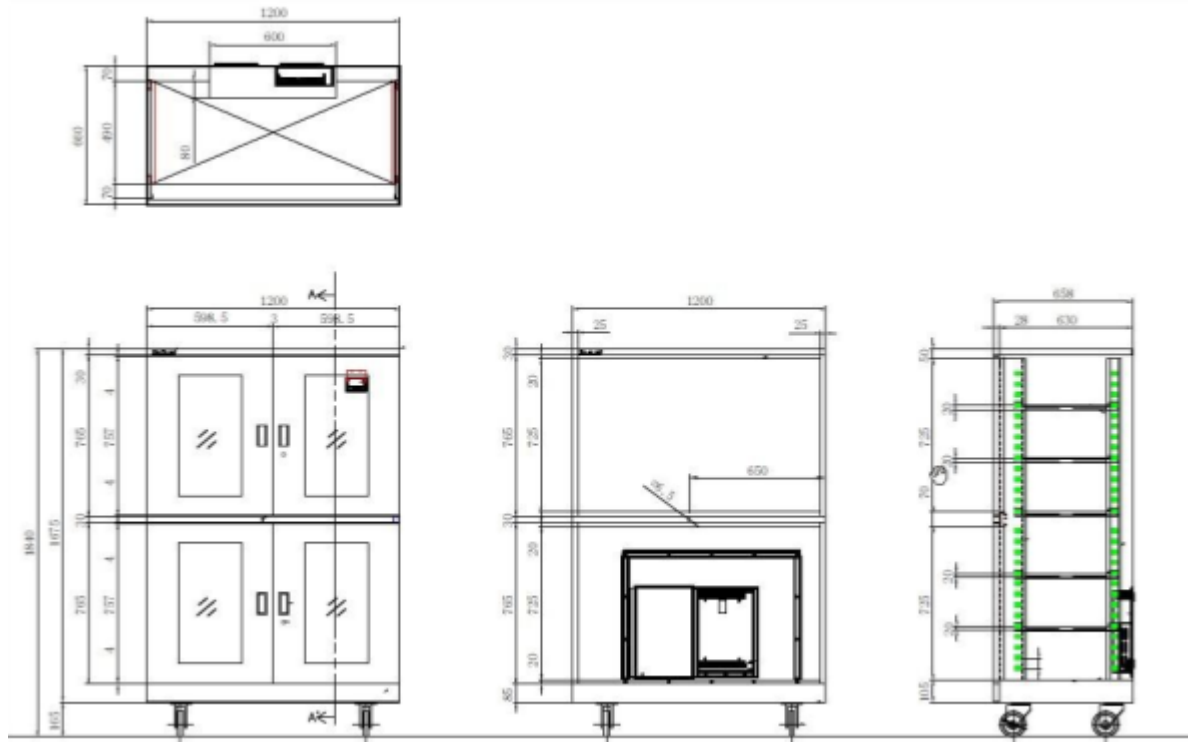
Test conditions

- ✓ Instrument: Vaisala
- ✓ Type of dew point sensor: Vaisala drycap 180M
- ✓ Accuracy of dew point sensor: $\pm 0,2^{\circ} \text{C}$ at $+ 20^{\circ} \text{C}$ ($+ 68^{\circ} \text{F}$)
- ✓ Location of sensor: In the direct surroundings of the cabinet sensor
- ✓ Ambient conditions: Hum. $50 \pm 5\% \text{ rH}$, $22^{\circ}\text{C} \pm 2^{\circ}\text{C}$, Pressure $994 \pm 20 \text{ hPa}$
- ✓ Door openings: 2 door openings, 15 sec. (average RH 0,70%)

For more detailed test results, please refer to our website.

SDB 1104-40

Technical drawings



Dimensions mentioned in mm.

Shelves

Number of different types of shelves that can be mounted in the cabinet


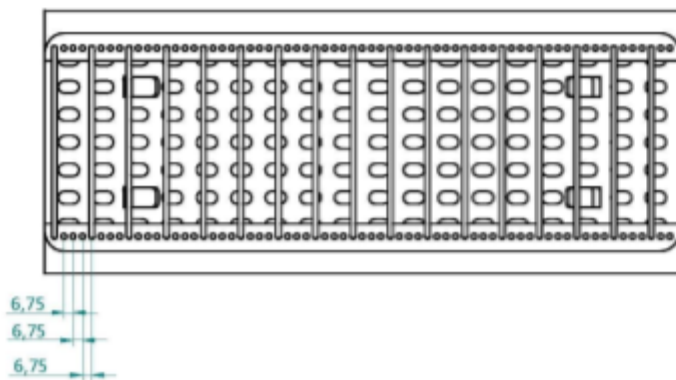
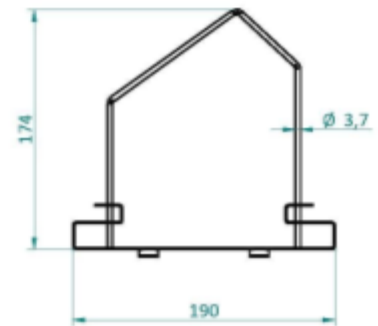
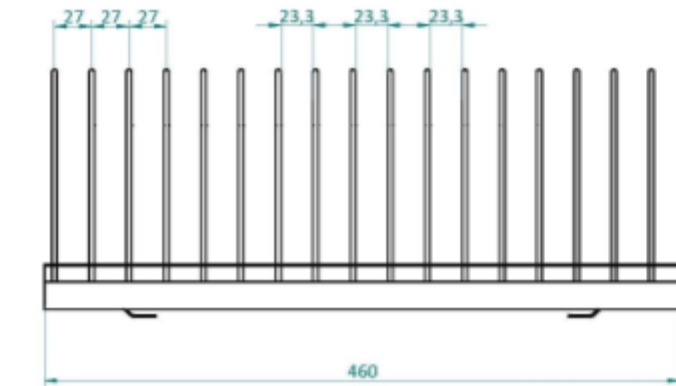
Number of shelves bottom section	2	3
Distance (in mm) between shelves if equally divided in bottom section	350	230
Remaining space between top shelf and lower beam	370	225
Remaining space between bottom shelf and bottom cabinet	330	230
Loading capacity shelves m ² (1155 x 490 mm)	1,13	1,70
Shelves are adjustable every (mm)	30	30

Number of shelves top section	2	3
Distance (in mm) between shelves if equally divided (if bottom shelf is mounted at lowest possible position in top section)	350	230
Remaining space between top shelf and top beam	370	230
Remaining space between bottom shelf and middle beam	330	230

Measurements can slightly deviate.

SDB 1104-40

Technical drawings



SDB 1104-40

Options




SMD Reel rack with reel supports
460 mm length.

Item number 20014000



Reel support
Additional reel supports for 20014000.

Item number 20014200



Shelf standard
For cabinets type 1104 and 1106

Standard:
Item number 20015100
With 2 drying units:
Item number 20111609



N² Flow system
The N² Flow system is developed to use in combination with a Totech drying cabinet. The device is used for the quick removal of moisture in the cabinet. The drying process is realized by using nitrogen. Adjustable 10 - 100 L/min.

Item number 20010020



Heater SH 230-4
40°C heater

Item number 21001001

SDB 1104-40

Options



Dry unit U-4001

Item number 230V/50Hz 30021129

Item number 120V/60Hz 30021131



X Feeder system

This feeder rack is suitable for Siemens X Feeder systems.
Sold in combination with reel rack.

Item number 46204004



S Feeder system

This feeder rack is suitable for S Feeder systems.
Sold in combination with reel rack.

Item number 46204009



SuperDry Data Logger

Highly accurate data logger with standard Ethernet interface.
Compatible with the Free Totech Viewer and Totech Monitor.

Item number 47000582